



2021 Census Bulletin: Households, Families and Military Experience

Kingston, Ontario– Census Metropolitan Area (CMA)

The 2021 Census Day was May 11, 2021. On July 13, 2022, Statistics Canada released its third set of data from the 2021 Census which included data on Households, Families, Military Experience, and Income. Data on income is available in a separate summary.

This summary reflects the Kingston CMA geographic boundaries which include the City of Kingston, South Frontenac, Frontenac Islands, and Loyalist Township, based on the available census data. Additional census data will be reviewed and added following the 2021 Census release dates, available on the [Statistics Canada website](#).

Who is counted in the Census?

In the Census, persons are counted in their “usual place of residence” defined as the dwelling in which the person usually lives.

- “Persons” refers to permanent residents (Canadian citizens, landed immigrants), and non-permanent residents (refugee claimants, persons from another country with a work or study permit and family members living here with them).
- Government representatives from other countries attached to embassies, members of armed forces from other countries stationed in Canada, and residents of other countries visiting Canada temporarily (visitors on vacation or business with or without a visitor’s permit) are not included in the Census count.
- Individuals with no residence (unhoused population) are counted where they stayed on the reference day of May 11, 2021
- The usual residence for post-secondary students is that of their parents if they return to live with their parents during any part of the year, even if they live elsewhere while attending school or during employment.
- The usual residence for those living in an institutional “collective dwelling” for six months or more is the location of the collective dwelling. These include correctional institutions, hospitals, nursing homes, group homes, chronic and long-term care hospitals. Data on collective dwellings will be available at a later release date.
- Canadian government employees, including Canadian Armed Forces personnel, residing outside Canada determine a geographic location for their usual place of residence using the address they used for election purposes or their last permanent address.

Marital Status and Census Families

Marital status refers to whether or not a person is living in a common-law union as well as the legal marital status of those who are not living in a common-law union.

Census family is a narrower concept, defined by couples living together (including same-gender, transgender and non-binary couples), with or without children, and parents living in a one-parent family with their children. Children may be by birth, marriage, or adoption as long as they live in the same dwelling. Census families and household variables only include private households, while marital status is examined for the total population.

- Over the last 10 years, the number of legally married individuals aged 15 and older in Kingston CMA increased by 1,410 (2.2%), while the number of people living in common-law and never married increased significantly more by 3,475 (38.8%).
- The number of single (and never married) people rose by 4,065 (10.5%), from 38,570 in 2011 to 42,635 in 2021. The number of separated individuals had the smallest change over the same time period with 1% growth (or 50 people), divorced and widowed individuals had larger growth, 1,870 (16.2%) for those divorced and 1,180 (14.1%) for those widowed.
- In 2021 there were 48,115 census families in Kingston CMA (up 2,560, or 5.6% growth from 2016). There were 35,615 families in the City of Kingston, representing 73.4% of the total area. Although the city has the highest proportion of families, it has declined slightly, from 74.3% in 2016 to 73.4% in 2021.
- Largest growth in families since 2016 has been in the areas surrounding the City of Kingston in South Frontenac and Loyalist Townships, with an increase of 7.5% and 6% respectively.
- Kingston CMA is home to 31,360 married couple census families, 8,795 common-law couple census families, and 7,965 one-parent families. From 2016 to 2021, married couple families grew by 3%, one-parent families increased slightly more by 6%, while the number of common-law couple families increased significantly by 17.5%.
- In Kingston CMA, 25,510 census families had children in 2021, a decrease of 825 since 2011. Over the last 10 years, there has been a downward trend in the number of couple families with children, falling from 40% in 2011 to 36% in 2021 within the total proportion of census families. Couples without children grew by 14.6%, or 2,875 across the same 10-year time period.
- One-parent families have also steadily increased over the last 10 years, with a total of 7,965 in 2021, an increase of 775 since 2011. One-parent families represent 31% of all census families in 2021, compared to 28% in 2011. Majority of one-parent families continue to be led by a female+ parent (77%), although the percentage of those led by a male+ parent is rising with 23% in 2021, compared to 20% in 2011.

- The age of children within census families has also been changing over the last 10 years. There has been a decline in families with young children under 2 years of age (-5.3%) and those with children 15 to 24 years of age (-10.4%), and a significant increase of census families with children over the age of 25 (38%).
- Census 2021 is the first census to release data on the gender diversity status of couples, although that was only released at the CMA level. In the Kingston CMA in 2021, there were 770 same-gender, transgender or non-binary couples; 550 (72%) of this group were same-gender couples and 220 (29%) were transgender or nonbinary couples. Approximately half were married (46%) with the remainder being common-law (56%). The majority of same-gender, transgender or non-binary couple families did not have children (79%).

Figure 1: Marital Status for Population 15 years of age and older in Kingston CMA, 2011 to 2021

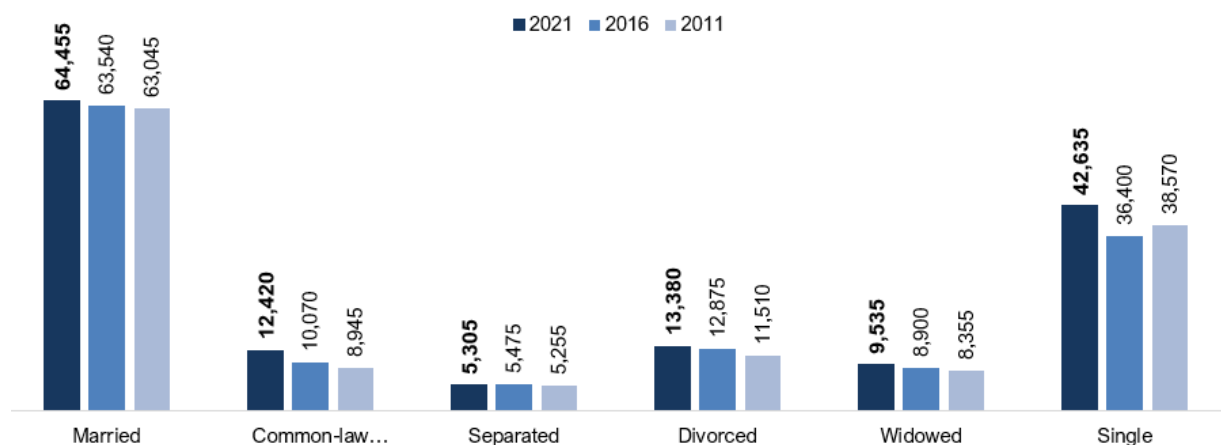


Figure 2: Census Families in Kingston CMA, 2021

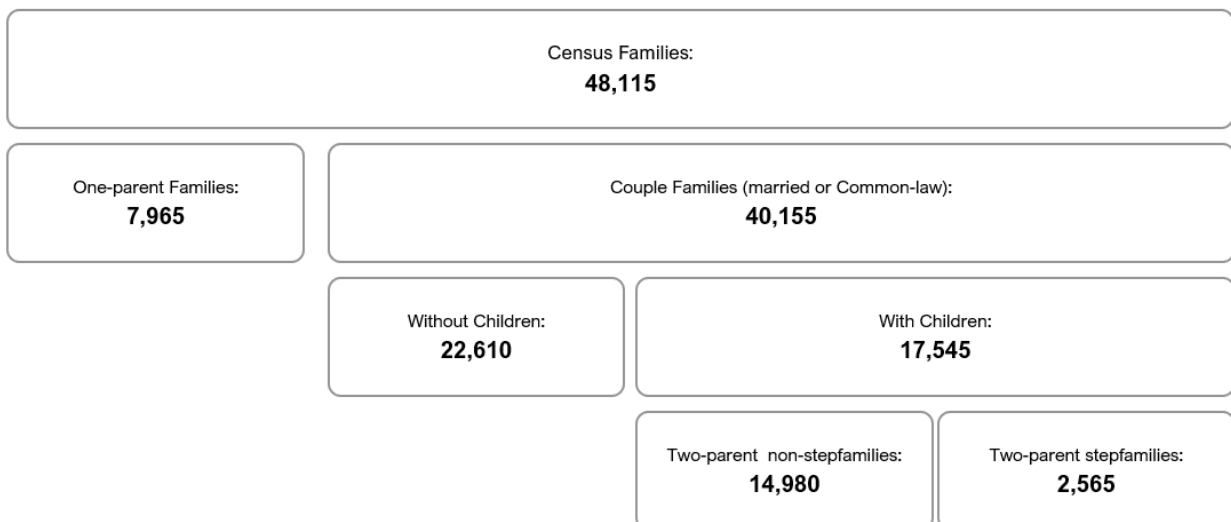


Figure 3: Proportion of Census Families by Structure Type in Kingston CMA, 2011 – 2021

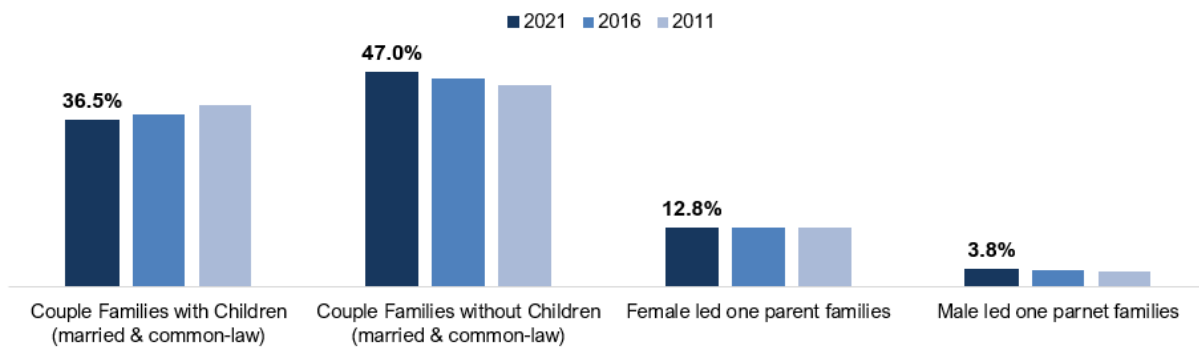


Figure 4: Proportion of Census Families with Children by the Age of the Youngest Child, Kingston CMA, 2011- 2021

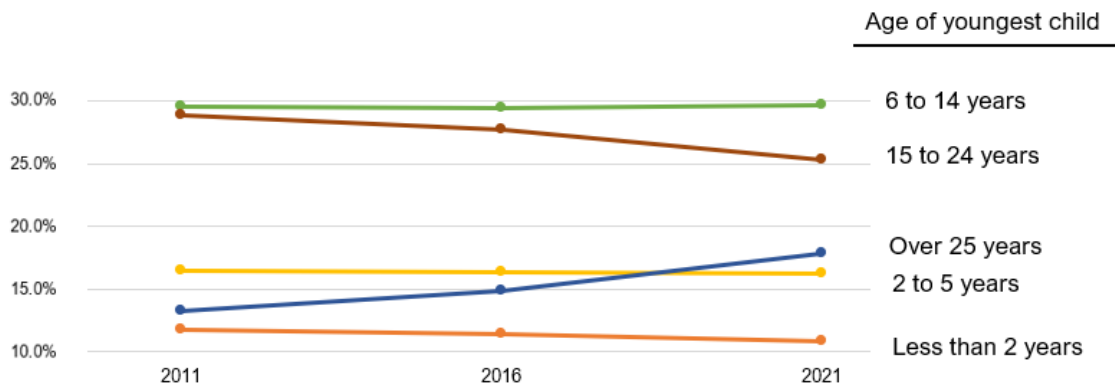
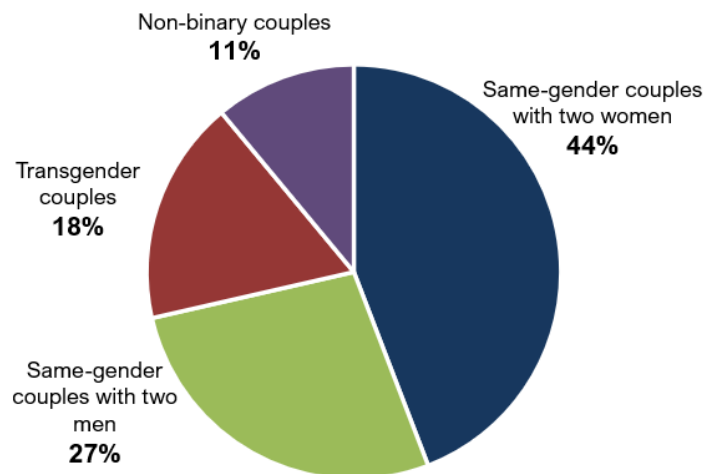


Figure 5: Proportion of population of Same-gender, Transgender and Non-binary Couples by Type in Kingston CMA, 2021



Household Types and Living Arrangements

Household refers to a person or a group who occupy the same dwelling and do not have another usual place of residence. Household members who are temporarily absent, including post-secondary students, on reference day are considered part of their usual household.

Type of households refers to the differentiation of households on the basis of whether they are census family households or non-census-family households.

- Census family households are those that contain at least one census family. One-family household refers to a single census family (with or without other persons) that occupies a private dwelling.
- Multiple family household refers to a household in which two or more census families (with or without additional persons) occupy the same private dwelling.
- Multigenerational households represent all households where there is at least one person who is both the grandparent of a person in the household and the parent of another person in the same household. They also represent all households where there is at least one person who is both the child of a person in the household and the grandchild of another person in the same household.
- Non-family households are either one person living alone or a group of two or more persons who live together but do not constitute a census family.

In 2021, the number of households in Kingston CMA was 73,510, increasing by 8.2% or 5,595 since 2016. This is larger than the last inter-censal period where there was a 3% growth rate between 2011 and 2016.

- In 2021, the largest household types included 58% couple-family households and 30% of one-person households in Kingston CMA. Couple-family households increased by 4.9% while one-person households increased by 11.6% since 2016, which is nearly double the growth when compared to couple-family households.
- Majority of the one-person households (86%) resided within the City of Kingston.
- Of couple-family households, those without children (28%) represent a larger share of households than those with children (21%). Although, couple-families with children have had the only declining household rate since 2011 (-2.1%), while those without children have grown by 13% in the last 10 years.
- The number of one parent family households has grown by 6.5% over the last 10 years with 6,165 one parent households in 2021, representing 8.4% of household types in Kingston CMA.
- Just over a quarter (26.8%) of young adults 20 to 34 were living with at least one parent in 2021, compared to 27.5% in 2016. This rate is lower compared to Ontario (42%).

- The number of multigenerational households, although only representing 2% of all households in 2021, has grown by 27% over the last 10 years.
- The fastest growing household type was multiple-census-family households, and although it represents the smallest household type in Kingston CMA (1%), it has grown by 45% since 2011.
- There were 36,350 individuals not in a census family in the Kingston CMA in 2021, an increase of 23% or 6,770 individuals since 2011. Of those individuals not living in a census family, 61% were living alone, 29% were living with non-relatives and 10% reported living with other relatives in 2021.
- The percentages of individuals living alone varies across ages, although it significantly increases over the age of 65. There is a slight peak between the ages of 25 and 44 and increases to 46% in those over the age of 85 living alone in private households.
- Gender differences in those living alone also shift across the age span. Men+ make up a slightly larger proportion of those living alone between the ages of 25 and 54, then the proportion of women+ dramatically increases after the age of 65; 33% of women+ over the age of 65 live alone, compared to 17% of men+ in the same age category.

Figure 6: Number of Private Household by Type in Kingston CMA, 2011-2016

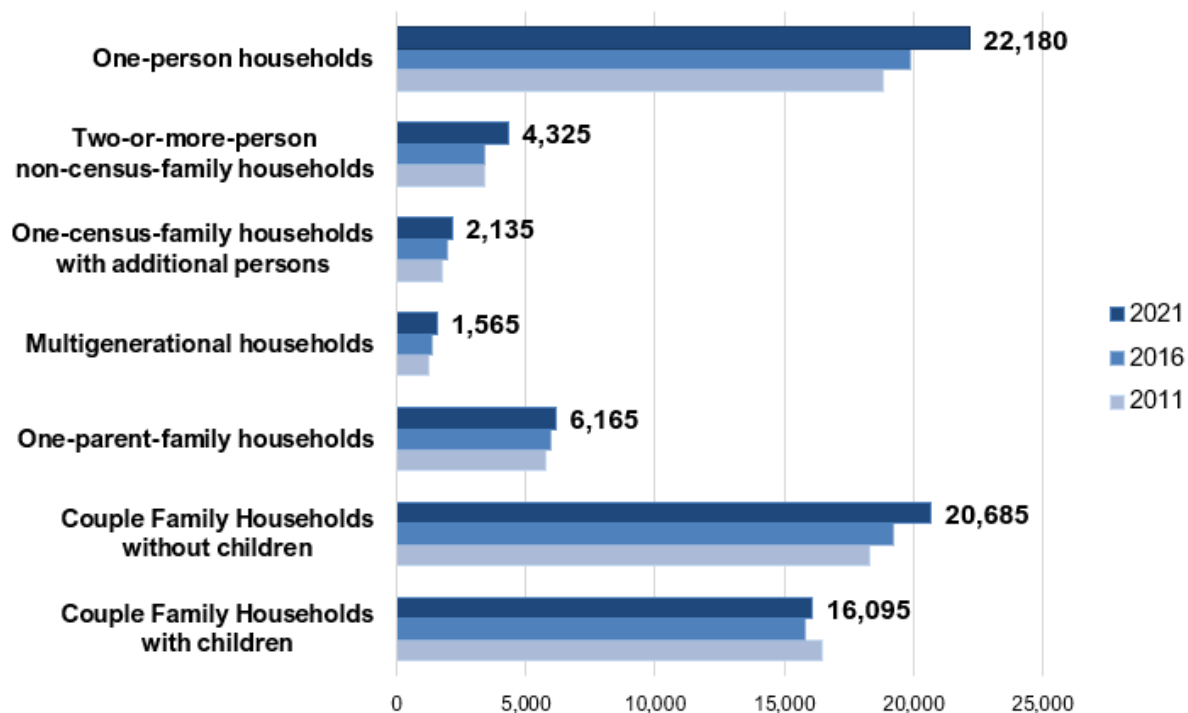


Figure 7: Proportion of Population over 15 years not in a Census Family by Living Arrangements in Kingston CMA, 2021

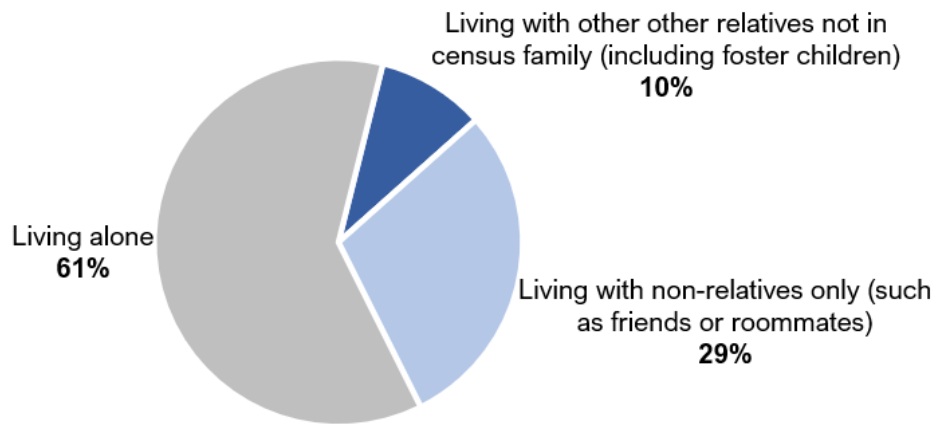
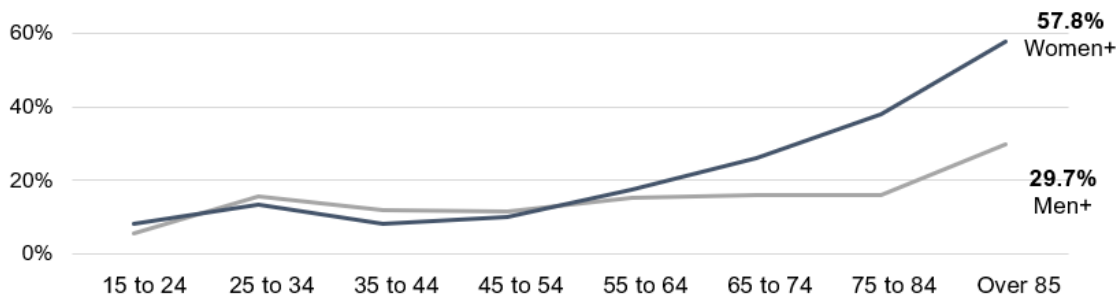


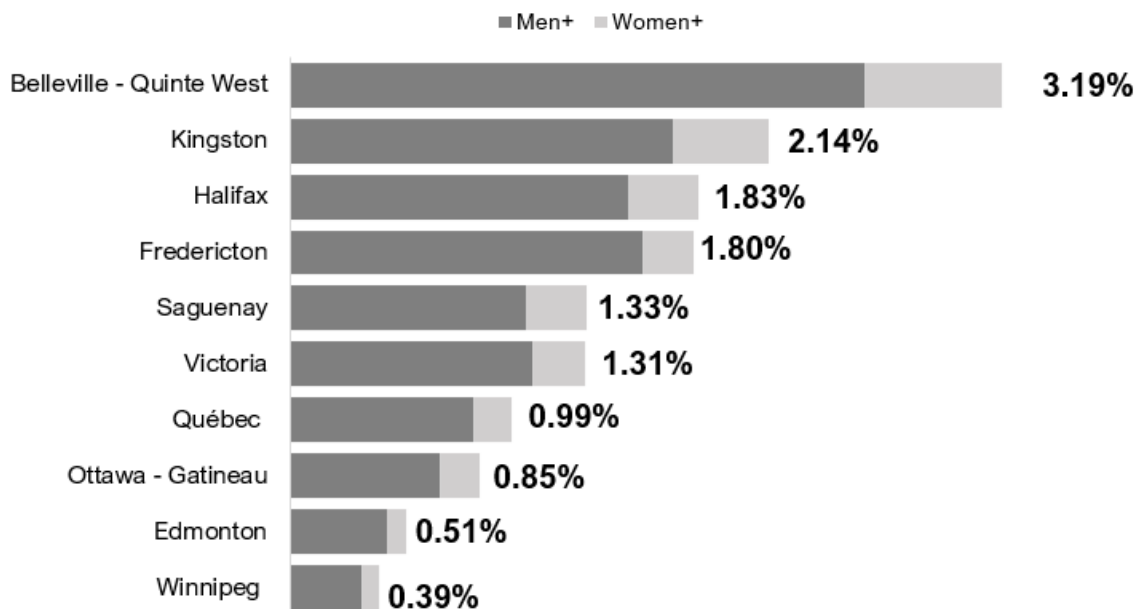
Figure 8: Proportion of Population over 15 years Living Alone in Private Households by Age Group in Kingston CMA, 2021



Military Experience

This is the first census profile of Canada's military in half a century. Across Canada, the personnel currently serving in the Canadian Armed Forces (CAF) is younger on average than the employed population overall and almost one in five were women in 2021. In Kingston CMA, there were 2,995 currently serving members according to the 2021 census, with the majority being male (80%) and 20% female. Kingston CMA had the second largest share of military personnel among Canada's CMAs, given that it is home to a military base. Belleville - Quinte West was the largest for the same reason. Of the military personnel who are residing in the Kingston CMA in 2021 but not currently serving, 25% were over the age 65 and 62% represented the core working age group of 25 to 64.

Figure 9: Top Ten CMAs in Canada with the Highest Share of Currently Serving Military Members and their Gender in 2021

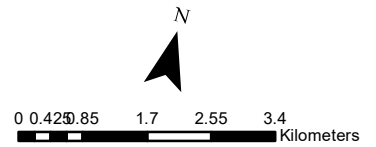


Note: The proportions represent the share of the total population aged 17 and older in private households by those individuals aged 17 and older that are currently serving military members. For the purposes of the 2021 Census, Canadian military service includes service with the Regular Force or Primary Reserve Force as an Officer or Non-Commissioned Member. It does not include service with the Cadets, Cadet Organizations Administration and Training Service (COATS) instructors or the Canadian Rangers. For more information on the military service status variable, including data quality and comparability with other sources of data, please refer to the [Statistics Canada, Canadian Military Experience Reference Guide webpage](#).

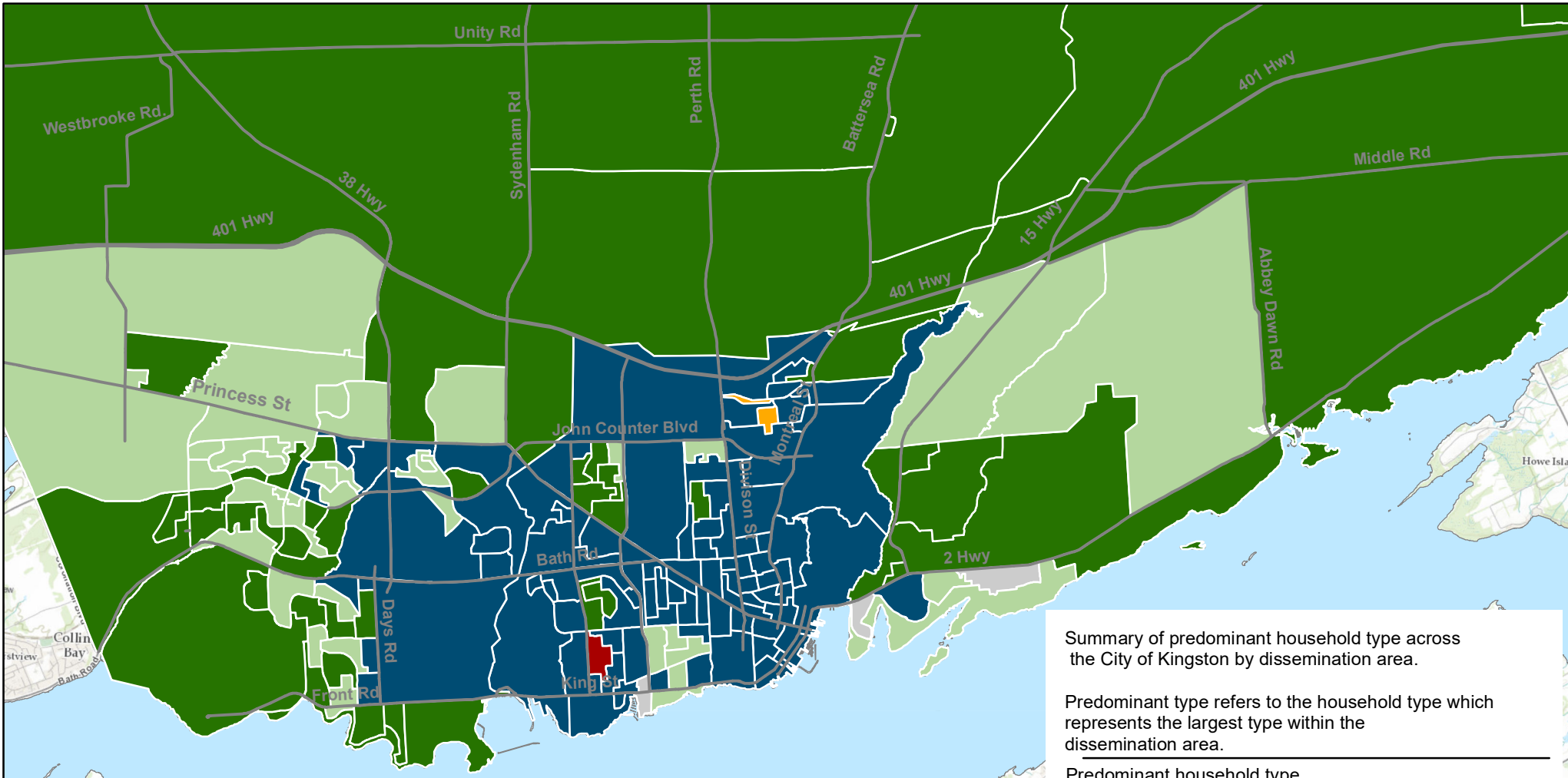
This document is available in alternate format upon request by contacting contactus@cityofkingston.ca or 613-546-0000.



Predominant Household Type, 2021 City of Kingston



September 2022



Predominant Household Type

- Couple Households with Children
- Couple Family Households without Children
- One-Parent Households
- Two or More Persons in Non-Census Family Households
- One person Households
- No data available

Summary of predominant household type across the City of Kingston by dissemination area.

Predominant type refers to the household type which represents the largest type within the dissemination area.

Predominant household type in the City of Kingston was couple family households (58%) and one-person households (30%)

West & east Kingston had the highest proportion of couple family households with children

Downtown and central Kingston was predominantly one-person households

North of the 401 had the highest proportion of couple families without children